

# KUSAM-MECO®

An ISO 9001:2008 Company

## AC; AC+ DC TRUE RMS DIGITAL MULTIMETER WITH PC INTERFACE

26 FUNCTIONS ; 64 RANGES  
Model KM 829

CAT IV  
1KV



### SPECIAL FEATURES :

- Beep-Jack Audible & Visible Input Warning
- Auto-Ranging
- Relative Zero Mode
- PC Interface Capability
- AutoCheck V-Ω; Auto-Ranging
- Crest (Instantaneous Peak Hold)
- T1-T2 differential Temperature readings.
- Data Hold

### FEATURES :

- DC Voltage Basic Accuracy 0.08%
- AC; AC+DC True RMS Conversion Frequency Bandwidth upto 20kHz (V) & 1kHz (A)
- 4 Digit 10,000 counts large easy to read Backlight LCD display
- Fast Measurements, 5/sec; Fully Auto-Ranging
- Record Max/Min readings, Auto Ranging
- NCV & Probe-Contact EF-Detection
- dBm function with 20 selectable values
- Lo-Z volts to drain Ghost Voltages (AutoCheck Feature)
- Logic & Line Level Frequency
- Logic Level Duty Cycle Readings & Diode Tester
- Fast Audible Continuity
- Auto Power Off

### ACCESSORIES :

Test lead pair, Battery installed, User Manual, One BKP60 banana plug type-K Thermocouple.

### OPTIONAL ACCESSORIES :

USB interface kit BU-82X; BMH-01 Magnetic Hanger; BKB32 banana plug to type-K socket plug adaptor. Current Clamp CA300, Current Clamp Adaptor CA500, CA1000, CA2000, High Voltage Probe PD-28.

### GENERAL SPECIFICATIONS


- \* **Sensing** : AC, AC+DC True RMS
- \* **Display** :  
9999 Counts : ACV, DCV, Hz & nS  
6000 Counts : mV, μA, mA, A, Ohm & Capacitance
- \* **Update Rate** :  
Digital Display : 5 per second nominal;  
41 Segments Bar-graph : 60 per second max
- \* **Low Battery** : Below approx 7V
- \* **Operating Temperature** : 0°C to 45°C
- \* **Relative Humidity** : Max. 80% R.H. for Temperature up to 31°C decreasing linearly to 50% R.H. at 45°C
- \* **Pollution degree** : 2
- \* **Storage Temperature** : -20°C to 60°C, <80% R.H. (with battery removed)
- \* **Altitude** : Operating below 2000m
- \* **Temperature Coefficient** : nominal 0.15 x ( specified accuracy)°C @ (0°C ~ 18°C or 28°C ~ 45°C), or otherwise specified
- \* **Power Consumption** : 5mA typical
- \* **APO Timing** : Idle for 30 minutes
- \* **APO Consumption** : 50μA typical
- \* **Power Supply** : Single 9V battery
- \* **Weight** : Approx. 635gm with holster
- \* **Dimension** : 208(L) x 103(W) x 64.5(H) mm

### SAFETY :


- Double insulation per IEC/UL/EN61010-1 Ed. 3.0, IEC/EN61010-2-030 Ed. 1.0, IEC/EN61010-2-033 Ed. 1.0, IEC/UL/EN61010-031 Ed. 1.1 and CAN/CSA-C22.2 No. 61010-1-12 Ed. 3.0 to Cat IV 1000V AC & DC.
- **Transient Protection** : 12 kV (1.2/50μs surge)
- **Terminals (to COM) Measurement Category** :  
V/A/mA/μA : Category IV 1000VAC & DC
- **Overload Protection** :  
μA & mA : 0.44A / 1000V DC/AC rms, IR 10kA, F fuse  
A : 11A / 1000V DC/AC rms, IR 20kA, F fuse  
V : 1100V DC/AC rms  
mV, Ω, & others : 1000V DC/AC rms
- **EMC** : Meets EN61326-1:2006 (EN55022, EN61000-3-2, EN61000-3-3, EN61000-4-2, EN61000-4-3, EN61000-4-4, EN61000-4-5, EN61000-4-6, EN61000-4-8, EN61000-4-11)  
In an RF field of 3V/m :  
Capacitance function is not specified  
Other function ranges :  
Total Accuracy = Specified Accu. + 100 dgts  
Performance above 3V/m is not specified.
- Rugged fire retarded casing with battery access door
- Replaceable protective holster with probe-holders & Tilt-stand.
- 600V (Ohm, Capacitance & all other Functions) Input protection.
- 600V High Breaking Capacity fuses protection on Current inputs.
- LVD meets EN61010-1 CAT IV 1kV.



Software CD



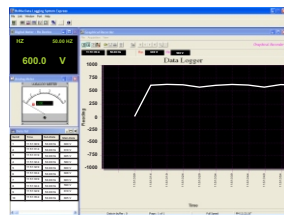
Fuse



Thermocouple



Magnetic Hanger



Software



Software Cable



All Specifications are subject to change without prior notice

# KUSAM-MECO®

An ISO 9001:2008 Company

G-17, Bharat Industrial Estate, T. J. Road, Sewree (W), Mumbai - 400 015. INDIA.  
Sales Direct.: 022 -24156638, Tel. : 022-24124540, 24181649, Fax : 022 - 24149659  
Email : sales@kusam-meco.co.in ; kusam\_meco@vsnl.net, Web : www.kusamelectrical.com

## ELECTRICAL SPECIFICATIONS : KM 829

Accuracy is (% readings digits + number of digits) or otherwise specified, at 23°C ± 5°C & less than 75% relative humidity. True RMS Voltage & Current accuracies are specified from 10% to 100% of range or otherwise specified. Maximum Crest Factor < 3:1 at full scale & < 6:1 at half scale, and with frequency components within the specified frequency bandwidth for non-sinusoidal waveforms.

### AC VOLTAGE

Range	Resolution	Accuracy
<b>50Hz ~ 60Hz</b>		
60.00 mV	0.01 mV	±(0.5% rdg + 3 dgts)
600.0 mV	0.1 mV	
9.999 V	1 mV	
99.99 V	10 mV	
999.9 V	100 mV	
<b>40Hz ~ 500Hz</b>		
60.00 mV	0.01 mV	±(0.8% rdg + 4 dgts)
600.0 mV	0.1 mV	
9.999 V	1 mV	±(1.0% rdg + 4 dgts)
99.99 V	10 mV	
999.9 V	100 mV	±(2.0% rdg + 4 dgts)
<b>500Hz ~ 1kHz</b>		
60.00 mV	0.01 mV	±(2.0% rdg + 3 dgts)
600.0 mV	0.1 mV	
9.999 V	1 mV	±(1.0% rdg + 4 dgts)
99.99 V	10 mV	
999.9 V	100 mV	±(2.0% rdg + 4 dgts)
<b>1kHz ~ 3kHz</b>		
60.00 mV	0.01 mV	±(2% rdg + 3 dgts)
600.0 mV	0.1 mV	
9.999 V	1 mV	±(3.0% rdg + 4 dgts)
99.99 V	10 mV	
999.9 V	100 mV	
<b>3kHz ~ 20kHz</b>		
60.00 mV <sup>1)</sup>	0.01 mV	±(2% rdg + 3 dgts)
600.0 mV <sup>1)</sup>	0.1 mV	
9.999 V <sup>2)</sup>	1 mV	3dB
99.99 V	10 mV	3dB
999.9 V	100 mV	Unspec'd

<sup>1)</sup> Specified from 30% to 100% of range.

<sup>2)</sup> For 3kHz ~ 15kHz only

Input Impedance : 10MΩ, 50pF nominal  
(80pF nominal for 600mV range)

### DC VOLTAGE

Range	Resolution	Accuracy
60.00 mV	0.01 mV	±(0.12%rdg + 2dgts)
600.0 mV	0.1 mV	±(0.06%rdg + 2dgts)
9.999 V	1 mV	±(0.08%rdg + 2dgts)
99.99 V	10 mV	
999.9 V	100 mV	

Input Impedance : 10MΩ, 50pF nominal  
(80pF nominal for 600mV range)

### AC & AC+ DC CURRENT

Range	Resolution	Accuracy	Burden Voltage
<b>50Hz ~ 60Hz</b>			
600.0 μA	0.1 μA	±(0.6%rdg + 3dgts)	0.08mV / μA
6000 μA	1 μA		
60.00 mA	0.01 mA	±(1.0%rdg + 3dgts)	2.1mV / mA
600.0 mA	0.1 mA		
6.000 A	0.001 A	±(0.8%rdg + 6dgts)	0.02V / A
10.00 A <sup>1)</sup>	0.01 A		
<b>40Hz ~ 1kHz</b>			
600.0 μA	0.1 μA	±(0.8%rdg + 4dgts)	0.08mV / μA
6000 μA	1 μA		
60.00 mA	0.01 mA	±(1.0%rdg + 4dgts)	2.1mV / mA
600.0 mA	0.1 mA		
6.000 A	0.001 A	±(0.8%rdg + 6dgts)	0.02V / A
10.00 A <sup>1)</sup>	0.01 A		

<sup>1)</sup> 10A continuous, > 10A to 20A for 30 second max with 5 minutes cool down interval

### DC CURRENT

Range	Resolution	Accuracy	Burden Voltage
600.0 μA	0.1 μA	±(0.2% rdg + 4 dgts)	0.08mV / μA
6000 μA	1 μA		
60.00 mA	0.01 mA		2.1mV / mA
600.0 mA	0.1 mA		
6.000 A	0.001 A		0.02V / A
10.00 A <sup>1)</sup>	0.01 A		

<sup>1)</sup> 10A continuous, > 10A to 20A for 30 second max with 5 minutes cool down interval

### CAPACITANCE

Range	Accuracy <sup>1)</sup>
60.00nF, 600.0nF	0.8% + 3d
6.000μF	1.0% + 3d
60.00μF	2.0% + 3d
600.0μF <sup>2)</sup>	3.5% + 5d
6.000mF <sup>2)</sup>	5.0% + 5d
25.00mF <sup>2)</sup>	6.5% + 5d

<sup>1)</sup> Accuracies with film capacitor or better

<sup>2)</sup> In manual-ranging mode, measurements not specified below 50.0μF, 0.54mF and 5.4mF for 600.0μF, 6.000mF and 25.00mF ranges respectively.

### RESISTANCE (OHMS)

Range	Resolution	Accuracy
600.0 Ω	0.1 Ω	±(0.1%rdg + 3dgts)
6.000 kΩ	0.001 kΩ	
60.00 kΩ	0.01 kΩ	
600.0 kΩ	0.1 kΩ	±(0.4%rdg + 3dgts)
6.000 MΩ	0.001 MΩ	
60.00 MΩ	0.01 MΩ	

Open Circuit Voltage : < 1.2VDC (<1.0VDC for 60MΩ range)

All specifications are subject to change without prior notice.

## ELECTRICAL SPECIFICATIONS : KM 829

### AUTOCHECK™ (DCV)

Range	Resolution	Accuracy
9.999 V	0.001 V	±(0.5%rdg + 3dgts)
99.99 V	0.01 V	
999.9 V	1 V	

**Lo-Z DCV Threshold** : >+1.5 VDC or <-1.0VDC nominal

**Lo-Z DCV Input Impedance** : Initially approx. 3.0kΩ, 165pF nominal; Impedance increases abruptly within a fraction of a second as display voltage is above 50V (typical).

Ended up impedances vs display voltages typically are:

18kΩ @ 100V            125kΩ @ 300V  
320kΩ @ 600V        500kΩ @ 1000V

### AUTOCHECK™ (ACV)

Range	Resolution	Accuracy
<b>50Hz ~ 60Hz</b>		
9.999 V	0.001 V	±(1.0%rdg + 4dgts)
99.99 V	0.01 V	
999.9 V	1 V	

**Lo-Z ACV Threshold** : >3VAC (50/60Hz)nominal

**Lo-Z ACV Input Impedance** : Initially approx. 3.0kΩ, 150pF nominal Impedance increases abruptly within a fraction of a second as display voltage is above 50V (typical). Ended up impedances vs display voltages typically are:

18kΩ @100V            125kΩ @300V  
320kΩ @600V        460kΩ @1000V

### AUTOCHECK™ (RESISTANCE)

Range	Resolution	Accuracy
600.0 Ω	0.1 Ω	±(0.5%rdg + 4dgts)
6.000 kΩ	0.001 kΩ	
60.00 kΩ	0.01 kΩ	
600.0 kΩ	0.1 kΩ	±(0.8%rdg + 3dgts)
6.000 MΩ	0.001 MΩ	
60.00 MΩ <sup>1)</sup>	0.01 MΩ	

<sup>1)</sup> Temperature Coefficient 0.6 x (specified accuracy) / °C @ (0°C ~ 18°C or 28°C ~ 45°C)

Open Circuit Voltage : < 1.2VDC (<1.0VDC for 60MΩ range)

### CONDUCTANCE

Range	Resolution	Accuracy
99.99nS	0.01 nS	±(0.8%rdg + 10dgts)

Open Circuit Voltage : < 1.2VDC (<1.0VDC for 60MΩ range)

### AUDIBLE CONTINUITY TESTER

<b>Audible threshold</b>	Between 20Ω and 300Ω
<b>Response time</b>	< 100μs

### dBm

At 600Ω, -11.76 dBm to 54.25 dBm,  
**Accuracy** : ± 0.25dB + 2d (@40Hz -- 20kHz)  
Input Impedance : 10MΩ, 50pF nominal  
Selectable reference impedance of 4, 8, 16, 32, 50, 75, 93, 110, 125, 135, 150, 200, 250, 300, 500, 600, 800, 900, 1000, 1200Ω.

### LINE LEVEL FREQUENCY (Hz)

Function Range	Frequency	Sensitivity (sine Rms)
AC 60.00mV	15.00 ~ 50.00kHz	40mV
AC 600.0mV		60mV
AC 9.999V	15.00 ~ 10.00kHz	2.5V
AC 99.99V		25V
AC 999.9V		100V
AC 600.0μA	15.00 ~ 3.000kHz	45μA
AC 6000μA		600μA
AC 60.00mA		40mA
AC 600.0mA		60mA
AC 6.000A		4A
AC 10.00A		6A

Accuracy : 0.04% + 4d

### NON-CONTACT EF-DETECTION

Typical Voltage	Bar Graph Indication
20V (tolerance : 10V ~ 36V)	—
55V (tolerance : 23V ~ 83V)	— —
100V (tolerance : 59V ~ 165V)	— — —
220V (tolerance : 124V ~ 330V)	— — — —
440V (tolerance : > 250V)	— — — — —

**Indication** : Bar graph segments & audible beep tones proportional to the field strength.

**Detection Frequency** : 50/60 Hz

**Detection Antenna** : Top end of the meter

**Probe-Contact EF-Detection** : For more precise indication of live wires, such as distinguishing between live and groundconnections, use the Red(+) test measurements.

### LOGIC LEVEL FREQUENCY (⌚ Hz) & DUTY CYCLE (D%)

@DCmV Function	Range	Accuracy <sup>1)</sup>
Frequency	5.00Hz ~ 1.000MHz	±(0.004%rdg + 4dgts)
Duty Cycle	0.00% ~ 100.0%	±(3d/kHz + 2d <sup>2)</sup> )

<sup>1)</sup> Sensitivity : 2.5Vp (Square wave) for 3V & 5V Logic Family

<sup>2)</sup> Specified Frequency : 5Hz ~ 10kHz

### TEMPERATURE (K-Type Thermocouple)

Range	Accuracy
-50°C to 1000°C	±(0.3% + 2°C)
-58°F to 1832°F	±(0.3% + 5°F)

Type-K thermocouple range & accuracy not included.

Supplied thermocouple suitable for measurement upto 250°C.

### DIODE TESTER

Range	Accuracy
2.000V	±(1.0%rdg + 1dgts)

Test Current (Typically) : 0.4mA

Open Circuit Voltage : < 3.5V DC

### CREST MODE (INSTANTANEOUS PEAK HOLD)

**Accuracy** :  
Specified accuracy adds 250 digits for changes > 1.0ms in duration

All specifications are subject to change without prior notice.